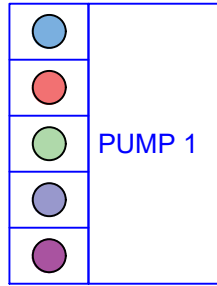
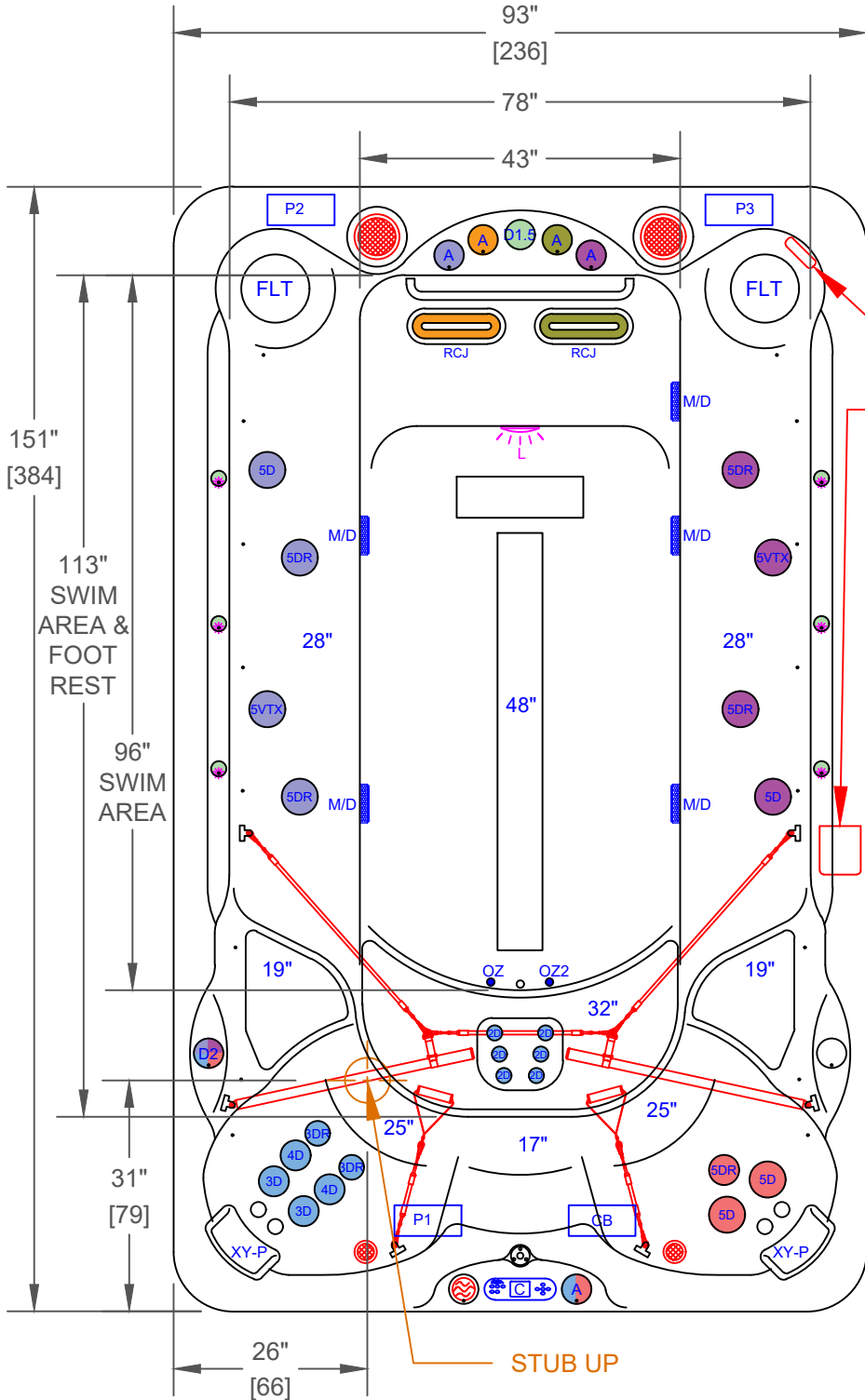
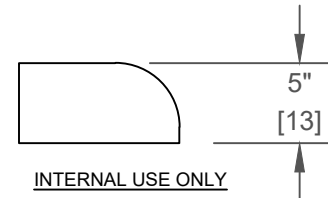


NOTES:  
 1. DUE TO OUR CONTINUOUS IMPROVEMENT PROGRAM, ALL MODELS AND SPECIFICATIONS ARE SUBJECT TO CHANGE WITHOUT NOTICE.



	PUMP 2
	PUMP 3
	PUMP 1
	PUMP 2
	PUMP 3
	CONTROL BOX

F-1325 - LEGEND			
SYMB.	DESCRIPTION	PART NUMBER	QTY.
2D	2" CLUSTER STORM DIRECTIONAL VELOCITY	PLUCS2441009S-CDCL	6
3D	3" MINI STORM DIRECTIONAL VELOCITY	PLUCS2442009SS-CDCL	2
3DR	3" MINI STORM TWISTER VELOCITY	PLUCS2442009SS-CDCL	2
4D	4" POLY STORM DIRECTIONAL VELOCITY	PLUCS2443009SS-CDCL	2
5D	5" POWER STORM DIRECTIONAL VELOCITY	PLUCS2441009SS-CDCL	4
5VTX	5" POWER STORM TRI DIRECTIONAL VELOCITY	PLUCS2444019S-CDCL	5
5DR	5" POWER STORM TWISTER VELOCITY	PLUCS2444049S-CDCL	2
RCJ	RIP CURRENT JETS	PLU210-5168S-DSG	2
D2	2" WATER DIVERTER VALVE	PLUCS6053309-CDCL	1
A	AIR CONTROL VALVE	PLUCS6603709-CDCL	5
-	27" STAINLESS STEEL HANDRAIL		1
FLT	50 SQ. FT. BIO-CLEAN FILTER WITH TELEWEIR	PLU510-9559-CDCL	2
M/D	MAIN DRAIN	PLU644-5219-CDCL V	5
-	TETHER ANCHOR		1
-	FITNESS ANCHOR		6
-	DECAL FLOOR GRAPHIC		2
XY-P	TEXTURED Y-PILLOW		2
C	TP700		1
OZ2	TWIN PURE SILK™ DUAL OZONATOR WITH MAZZIE INJECTORS AND MIXING CHAMBERS		1
-	LED DUAL HYDRO-STREAMERS PLUS™ WITH D1.5 VALVE		1
L	5" MULTI COLORED LED LIGHT		1
*	PERIMETER LED LIGHTING		1



OPTIONS		
SYMB.	DESCRIPTION	OPTION NUMBER
	CAL SPAS SALT SYSTEM	OPT23-113S-13
-	PURE CURE UV PURIFICATION SYSTEM	OPT23-191B
-	CAL GRIP DECKING (FLOOR & STEPS)	OPT23-CG1325-SBB
-	CAL CONNECT RF MODULE	OPT23-168RF
	FREEDOM SOUND SYSTEM BLUETOOTH, POWERED SUBWOOFER AND 4X SPEAKERS (2X 3" BLACK 2X 6" WHITE)	OPT23-FS622
-	THERMO-GUARD FULL FOAM (THIS OPTION ILL REPLACE THERMO LAYER)	OPT23-900-XL

PROPRIETARY AND CONFIDENTIAL THE INFORMATION CONTAINED IN THIS DRAWING IS THE SOLE PROPERTY OF CAL SPAS. ANY REPRODUCTION IN PART OR AS A WHOLE WITHOUT THE WRITTEN PERMISSION OF CAL SPAS IS PROHIBITED.		 CAL SPAS INC. 1462 EAST NINTH STREET, POMONA, CA 91766	
SPECIFICATIONS		TITLE	JET LAYOUT - 113S
DIMENSION (in)	93"x151"x51"	LINE	SWIM-PRO
DIMENSION (cm)	236x384x130	MODEL	2024 SPA LINE SWIM-PRO
DRY WEIGHT	1750 LBS [793 Kg]	NUM	F-1325
FILLED WEIGHT	15028 LBS [6817 Kg]	DWG NO.	CS003080
WATER CAP.	1600 GAL [6056 L]	SCALE	NTS
		REV	A
		SHEET 1 OF 1	