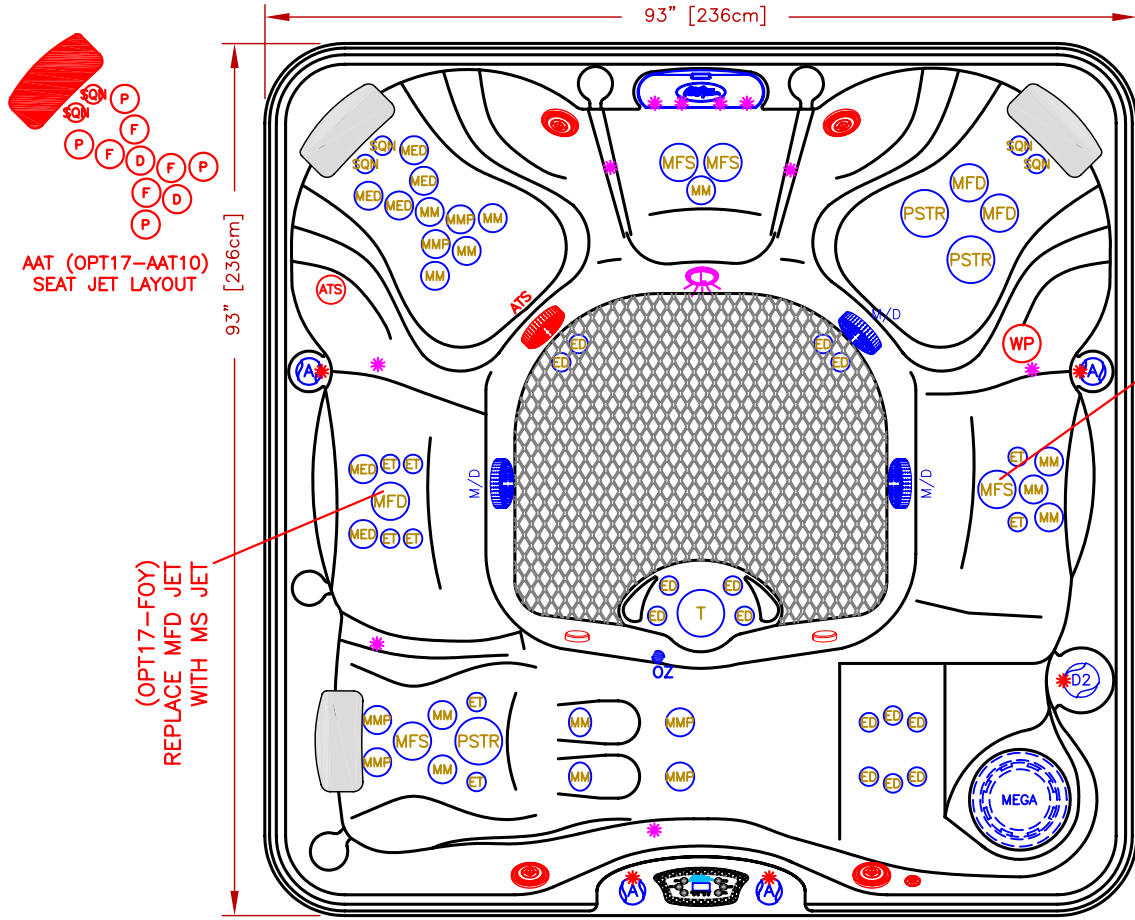
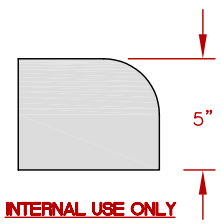


LINE	ESCAPE PLUS
MODEL	ATLANTIC
NUM	EP-861L



(OPT17-FOY)
REPLACE MFS JET
WITH MS JET

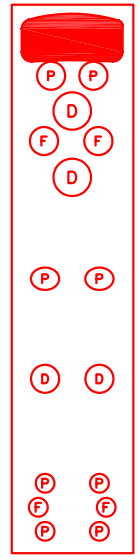


- OPT17-FOY
- = MS JET
 - = MS DRAIN
 - = MS AIR

61 JETS LEGEND

QTY.	SYMB.	DESCRIPTION	PART#
4	(SQN)	NECK JET DIRECTIONAL BLK JET	PLU29923-114-000
8	(ET)	CLUSTER STORM BLK JET	PLUCS2295161S
14	(ED)	EURO DIRECTIONAL BLK JET	PLUCS2295051S
12	(MM)	MINI-STORM TWIN ROTO BLK JET	PLUCS2298061S
6	(MMP)	MINI-MULTI-MASSAGE BLK JET	PLUCS2295171S
6	(MED)	MICRO XL DIRECTIONAL BLK JET	PLUCS2295031S
3	(MFD)	MAXI FLOW DIRECTIONAL BLK JET	PLUCS2295091S
4	(MFS)	MAXI SWIRL ROTO BLK JET	PLUCS2295101S
3	(PSTR)	PWR STORM TWIN ROTO BLK JET	PLUCS2295181S
1	(T)	TORNADO BLK JET	PLUCS2295201S
1	(OZ)	PURE SILK OZONE	
4	(A)	AIR VALVE	
3	(M/D)	MAIN DRAIN	
1	(D2)	2IN DIVERTER VALVE	
1	(F)	75 SQ.FT. FILTER MEGAWAIR	
1	(WF)	CURVED CASCADE LED WATERFALL	
3	(P)	Y-PILLOWS	
1	(L)	MULTI COLORED LED LIGHT	
6	(LED)	PREMIUM UNDERWATER LED LIGHTING	
1	(CONTROL)	TP600T COLOR TOPSIDE	

OPTIONS		
SYMB.	DESCRIPTION	OPT#
	C-LITE 2X FRONT CABINET CORNERS JET, CASCADE PILLOW, VALVE LED LIGHTING	OPT17-966L2 OPT17-JPV850
	FOUNTAIN OF YOUTH (MICRO SILK)	OPT17-FOY
	WHIRLPOOL JET	OPT17-337
	AQUATIC AIR THERAPY (THERAPY SEAT)	OPT17-AAT10
	AQUATIC AIR THERAPY (LOUNGER)	OPT17-AAT16
	ADJUSTABLE THERAPY SYSTEM	OPT17-109
	24/7 FILTRATION SYSTEM CAL PURE SALT SYSTEM	OPT17-112C OPT17-113B
	HYBRID SYSTEM+PURE UV+CURE	OPT17-191B
	Wi-Fi CAL SPAS Wi-Fi Module	OPT17-WI-FI
	FREEDOM SOUND, BLUETOOTH, SUBWOOFER W/4-4" SPEAKERS	OPT17-FS43



AAT (OPT17-AAT16) SEAT JET LAYOUT

SPECIFICATIONS DIMENSIONS (IN) 93"x93"x40-1/2" DIMENSIONS (CM) 236x236x103 WATER CAP. 450/1,703L APP. WEIGHT 900/408Kg		
TITLE 2017 SPA LINE ESCAPE PLUS SERIES EP-861L		
DWG BY G.GARCIA		DATE 12/06/16
REV DESCRIPTION		REV No.

NOTE: DUE TO OUR CONTINUOUS IMPROVEMENT PROGRAM, ALL MODELS AND SPECIFICATIONS ARE SUBJECT TO CHANGE WITHOUT NOTICE.

SCALE: