



D731L 84"W x 84"L x 39.5"H



D731B 84"W x 84"L x 39.5"H



ECO736L 84"W x 84"L x 39.5"H



ECO736B 84"W x 84"L x 39.5"H



D750L 84"W x 84"L x 39.5"H



D750B 84"W x 84"L x 39.5"H




2380-14
LTR201411X17DU



1462 East Ninth Street, Pomona, CA 91766 • 800-CAL-SPAS | www.calspas.com

Copyright 2014 Cal Spas, a division of LMS, Inc. All rights reserved. Dually™ Spas is a trademark of LMS, Inc. All other brands, product names, company names, trade names, trademarks and service marks are the property of their respective owners, and are used with permission. Cal Spas reserves the right to enhance, modify or discontinue products at any time without notice. Specifications may change without notice. Dimensions are approximate. Products are manufactured under US patent. Patent numbers are available. Photographs and graphics are for illustration purposes only and may differ from actual product. *Spas are shown with optional water feature.



Cal Spas®

DUALLY™ SPAS

A High Performance Spa with a Hybrid Twist






Equipped with the new Hybrid Dually™ Pump



The new Dually™ Spas are an impressive line of energy efficient luxury spas, designed to relax your mind and body while using less energy than the average hot tub. The difference is the revolutionary Dually™ Pump which is hands down the most cutting edge system available. It uses 50% less energy and circulates 100% of spa water throughout the entire spa for the duration of each filtration cycle. You will enjoy a soothing hydrotherapy massage from head to toe with strategically placed jets to target various muscle groups in your body affected by stress and hard work. Let Cal Spas new Dually™ Spas take you to a place of calm and tranquility.

DESIGNED WITH COMFORT AND RELAXATION IN MIND



Exclusive Stainless Steel Candy Cane™ Jets

Adjustable On/Off design. These jets are carefully placed along the lines of the body, allowing you to massage away stress while comfortably leaning back in the luxuriously-designed seating, delivering the highest quality hydrotherapy and relaxation experience available.



Cascading Waterfall with LED Lighting

Enjoy the sound of a Cascading Waterfall while multi-colored LED lights stream a sequence of vibrant colors.



Premium LED Spa Lighting (On select models)

LED lights are the longest lasting and most energy efficient form of lighting available. An LED spa light illuminates the entire hot tub from the bottom up giving you sufficient lighting while enjoying your spa during the evening hours. Stylish perimeter lights eliminate glare at the water line.



Infinity Pillows


Contoured pillows support the head and neck providing a natural rest position designed for superior comfort and relaxation.

DESIGNED WITH MAXIMUM HEAT RETENTION IN MIND




Superior Insulation Shell-Loc™ Foam with Thermo-Layer Blanket

An energy efficient solution for encapsulating residual heat generated while the spa is in use. Combining a high density foam layer to the bottom of the shell, wrapped with a thermo-blanket surround, reflects radiant heat and adds a barrier which prevents air from escaping.



Exclusive Stor-Dry™ Winterization Plumbing System PATENT PENDING

All lines are plumbed to the drain valve to enable full water drainage and protect the spa from freezing during cold winter months.



Hydro-Armor™ Spa Cover

A 4"- 2-1/2" insulated cover with 1.5 lb. density foam core provides enhanced heat retention and adds an extra layer of thermal insulation.



Bottom Armor ABS Shield

Seals out cold air and moisture and retains valuable heat.



Thermo-Guard™ Full Foam Insulation (optional)

Our high density Thermo-Guard™ full foam insulation locks all plumbing firmly in place and offers the highest heat retention.



THE MOST POWERFUL WATER FLOW SYSTEM IN THE HOT TUB INDUSTRY.

With more than 10 years in development, the next generation in pump flow systems is here. The revolutionary hybrid Dually™ Pump in Cal Spas line of eco-friendly spas is designed to manage performance demands of a 36-jet spa system with only one Dually™ pump.

One Dually™ pump is equivalent to a two pump system, producing an incredible water flow of 280 gallons per minute on high speed, meeting your hydrotherapy needs more efficiently without using excess energy.

The Dually™ pump system also efficiently circulates freshly filtered and heated water throughout the entire spa using 50% less energy when compared to a conventional two pump system. Additionally, by reducing the number of pumps in a spa, the entire spa experience is naturally quieter allowing for a more relaxed environment.

COMPARISON CHART:

Dually™ Performance Specifications	Two Pump System Specifications
• 240 Volt	• 240 Volt
• 56 Frame Motor	• 48 Frame Motor
• 280 GPM High Speed	• 160 GPM x 2 = 320 GPM High Speed
• 12 amps High Speed	• 8 amps x 2 = 16 amps High Speed
• 120 GPM Low Speed	• 66 GPM x 1 Low Speed Pump
• 2.9 amps Low Speed	• 2.6 amps x 1 Low Speed
• 48 lbs. Overall Weight	• 27 lbs each
• Reduced noise reduction (10 db)	• 20 db (2 pumps @ 10 db each)

Dually™ Pump uses a HYBRID approach to Energy Conservation & Performance

The overall design of the Dually™ spa pump was engineered with energy conservation and performance in mind. A single Dually™ is capable of replacing a two pump system, reducing overall energy consumption by 50% saving money on operating and maintenance costs.

The technology behind the Dually™ incorporates larger magnets, windings, and an internal cooling fan which all work together to generate enough torque to maintain higher levels of thrust to efficiently circulate and filter water on any spa up to 36 jets at 280 gallons per minute. The larger fan keeps the motor cool ensuring reliable performance and longevity.


Additionally, the Dually™, when on LOW speed, is powerful enough to maintain water flow throughout the entire spa passing water through 100% of its jets, creating enough friction to generate residual heat, reducing the number of times the spa heater activates. Whereas, a two pump system would require both pumps on HIGH speed to equal the performance of the Dually™ pump while consuming nearly twice the power.

DESIGNED WITH REDUCED CHEMICAL USE IN MIND



50 sq. ft. Bio-Clean™ Antimicrobial Filter with Weir Gate

Our Eco-friendly Bio-Clean™ Antimicrobial Filter utilizes a special bacteria-fighting agent that is molded into the fabric. This unique protectant prevents harmful microbes and bacteria from reproducing and re-entering your water system ultimately minimizing the need of chemical sanitizers during regular cleaning and maintenance.



Pure Cure™ UV Purification System (On select models)

Our Pure Cure™ System utilizes the science of UV technology to purify water by exposing microorganisms to UV light, killing them instantly and preventing them from reproducing resulting in a lower dependency of chemical sanitizers to treat a closed water system.



Pure Silk™ (CD) Ozonator (On select models)

Ozone is one of the most powerful oxidizing disinfectants on earth, yet virtually undetectable by human touch. It is natural, safe and highly effective. Ozone is also 200 times more powerful than chlorine and up to 99.99% effective against bacteria and viruses. The Pure Silk™ CD Ozonator injects dissolved ozone into the spa water where it combines with bacteria and other water borne pathogens to kill or neutralize it making your spa water cleaner and safer to enjoy.



Quiet Clean™ Filtration System (On select models)

The design behind the filtration pump moves 35 gallons of water per minute, pushing every ounce of water through the spa filter in excess of 118 cycles per day while using less than one amp (0.7 amps) of electricity.

DESIGNED WITH DURABILITY IN MIND



Cal Preferred™ Cabinet Panel

The cabinet is an integral part of the construction of the spa. Each cabinet is designed to provide maximum support for every spa and can be styled to match your favorite shell color with various colored cabinet panels.



Fibersteel™ Construction

Patented 7 layer laminate system reinforced with steel and wood creates one of the strongest shells in the world.




True Blue™ Vacuum Safety Break

The safety break feature automatically reduces pump suction in the event of an obstruction or intake blockage.



Whisper Power Unit™ Equipment with Digital Topside

An intuitive electronic spa control system designed to easily adjust your spa's settings to meet your therapeutic needs, overall temperature and spa lighting.



WhisperHot™ 5.5 kW Titanium Heater

The larger 5.5 kW flow-through heater operates quietly and requires less run time to maintain desired temperature, resulting in lower operating costs.