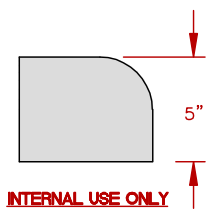
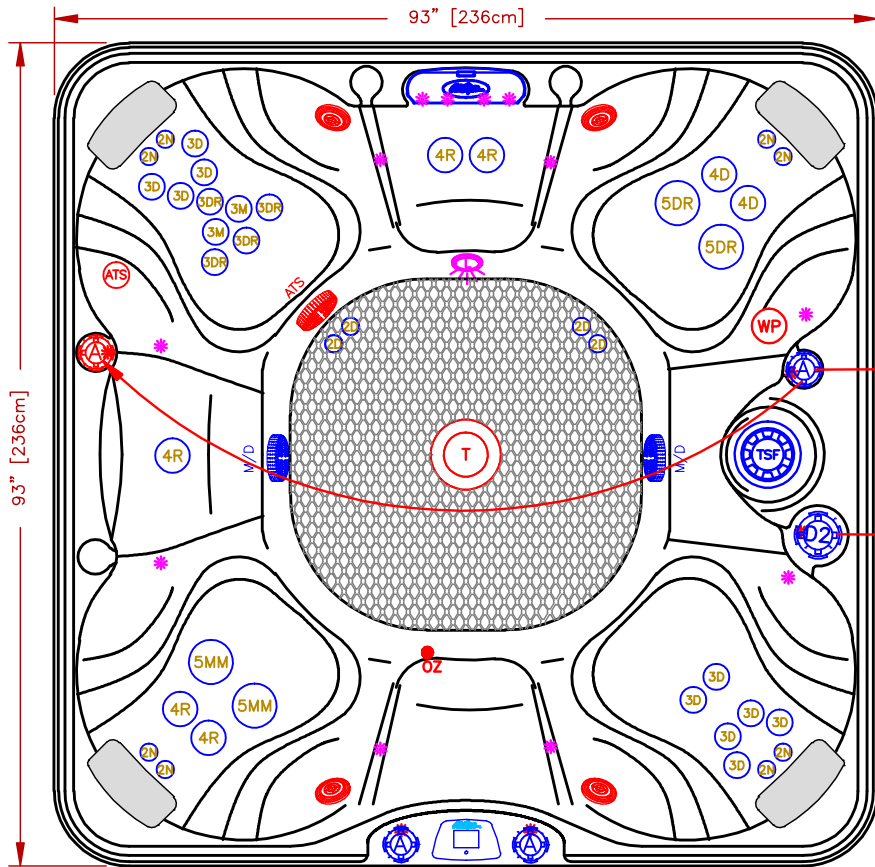
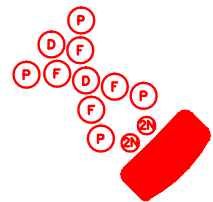


LINE	ESCAPE
MODEL	BEL AIR
NUM	EC-839B



MOVE STD AIR VALVE AND ADD 1 AIR VALVE WHEN WHIRLPOOL OPTION IS ORDERED

REMOVE 2" VALVE WHEN ATS IS ORDERED WITHOUT THE WHIRLPOOL JET



AAT (OPT19-AAT10)
SEAT JET LAYOUT

39 JETS LEGEND			
QTY.	SYMB.	DESCRIPTION	PART#
8	2N	200 VELOCITY NECK 100%	PLU29920-612-400
4	2D	200 VELOCITY DIRECTIONAL	PLU29920-012-400
10	3D	300 VELOCITY DIRECTIONAL	PLU29930-112-400
2	3M	300 VELOCITY MASSAGE	PLU29930-142-400
4	3DR	300 VELOCITY DOUBLE ROTO	PLU29930-191-400
2	4D	400 VELOCITY DIRECTIONAL	PLU29940-112-400
5	4R	400 VELOCITY ROTO	PLU29940-122-400
2	5MM	500 VELOCITY MASSAGE-14	PLU29950-071-400
2	5DR	500 VELOCITY DOUBLE ROTO	PLU29950-032-400
1	D2	VELOCITY 2" WATER DIVERTER VALVE	PLU25058-202-400
3	A	VELOCITY AIR CONTROL VALVE	PLU25059-202-400
1	CWF	CURVED CASCADE LED WATERFALL	
1	L	PERIMETER LED LIGHTING	
1	F	50 SQ. FT. TELEWEIR FILTER	
2	M/D	MAIN DRAIN	
4	P	Y-PILLOWS	
1	CONTROL	CAL SPAS TOUCH 1	

OPTIONS		
SYMB.	DESCRIPTION	OPT#
	C-LITE 2X FRONT CABINET CORNERS JET, CASCADE PILLOW, VALVE LED LIGHTING	OPT19-988L2 OPT19-JPV850
	DOME JET OPTION *CANNOT BE COMBINED WITH WHIRLPOOL JET	OPT19-336
AAT	AQUATIC AIR THERAPY (THERAPY SEAT)	OPT19-AAT10
ATS	ADJUSTABLE THERAPY SYSTEM	OPT19-109
	24/7 FILTRATION SYSTEM	OPT19-112C
WI-FI	CAL SPAS WI-FI MODULE	OPT19-WI-FI-BW
	FREEDOM SOUND, BLUETOOTH, SUBWOOFER W/4-3" SPEAKERS	OPT19-FS43
	PURE SILK OZONATOR	OPT19-102C
	WHIRLPOOL JET OPTION *CANNOT BE COMBINED WITH DOME JET	OPT19-337

SPECIFICATIONS		
DIMENSIONS (IN)	93"x93"x40-1/2"	
DIMENSIONS (CM)	236x236x103	
WATER CAP.	450GAL / 1,703L	
APP. WEIGHT	900LBS / 408Kg	
TITLE		
2019 SPA LINE ESCAPE SERIES EC-839B		
DWG BY	J.ORNELAS	DATE
		12/05/18
REV DESCRIPTION		REV No.

NOTE: DUE TO OUR CONTINUOUS IMPROVEMENT PROGRAM, ALL MODELS AND SPECIFICATIONS ARE SUBJECT TO CHANGE WITHOUT NOTICE.

SCALE: