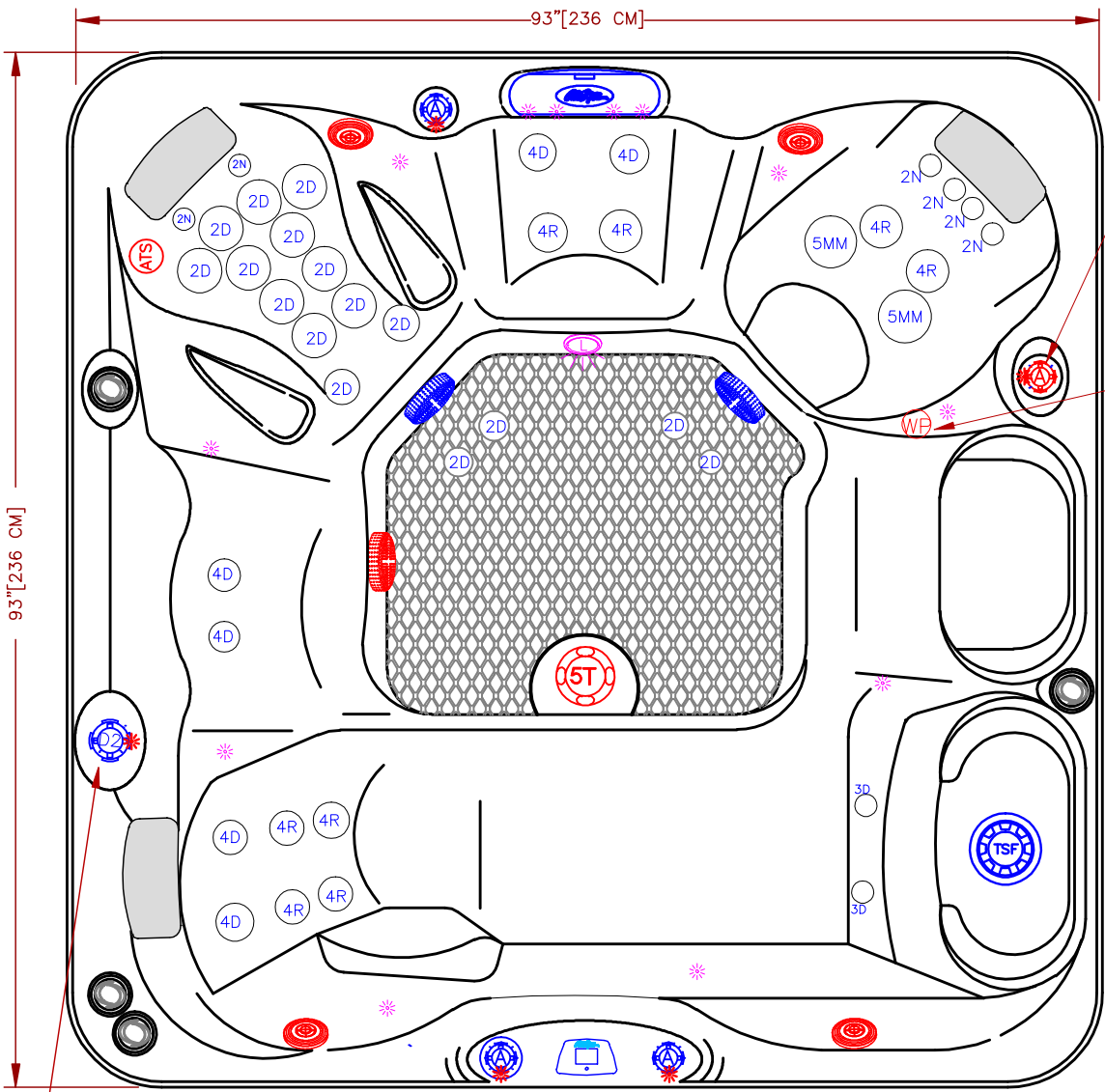
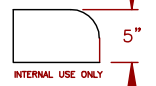



LINE	ESCAPE
MODEL	AVALON
NUM	EC-840L



Add Air Control Valve when Tornado Jet is ordered



WHIRLPOOL JET CANNOT BE COMBINED WITH TORNADO JET



AAT (OPT19-AAT16) SEAT JET LAYOUT

**OPTIONS**

NOTE: REMOVE 2 INCH VALVE WHEN ATS IS ORDERED  
KEEP TORNADO JET AS ORDERED.

**2020  
EC-840L**

QTY.	SYMB.	DESCRIPTION	PART NUMBER
6	2N	200 Velocity Neck 100%	PLU29920-612-400
16	2D	200 Velocity Directional	PLU29920-012-400
2	3D	300 Velocity Directional	PLU29930-112-400
6	4D	400 Velocity Directional	PLU29940-112-400
8	4R	400 Velocity Roto	PLU29940-122-400
2	5MM	500 Velocity Massage 14 Port	PLU29950-071-400
1	CWF	Curved Cascade LED Waterfall	
1	L	Perimeter LED Lighting	
1	D2	Velocity 2" Water Diverter Valve	PLU25058-202-400
3	A	Air Control Valve	PLU25059-202-400
1	F	50 Sq. Ft. Filter Teleweir	
2	M/D	Main Drain	
3	P	Y-Pillows	
1	Control	Cal Spas Touch 1	

	C-LITE 2X FRONT CABINET CORNERS	OPT19-966L2
	TORNADO JET	OPT19-336
	Pure Silk Ozonator	OPT19-102C
	Adjustable Therapy System	OPT19-109
	Cal Spas Wi-Fi Module	OPT19-WI-FI-BW
	Freedom Sound Bluetooth Subwoofer W/4-3" Speakers	OPT19-FS43
	WHIRLPOOL JET CANNOT BE COMBINED WITH OPT.336	OPT19-337
-	Salt System	OPT19-113B
	LED Valves	OPT19-JPV850
	24/7 Filtration System	OPT19-112C

SCALE: N/A

<b>SPECIFICATIONS</b> DIMENSIONS (IN) 93"X93"X40.5" DIMENSIONS (CM) 236X236X100 WATER CAP. 450GAL/1703L APP. WEIGHT 2000 LBS [908 Kg]		
<b>TITLE</b> 2020 SPA LINE ESCAPE SPAS EC-840L		
DWG NO.	DWG BY J. ORNELAS	
DATE 8/19/19	REVISED	

NOTE: DUE TO OUR CONTINUOUS IMPROVEMENT PROGRAM, ALL MODELS AND SPECIFICATIONS ARE SUBJECT TO CHANGE WITHOUT NOTICE.