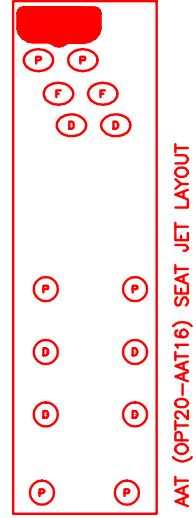
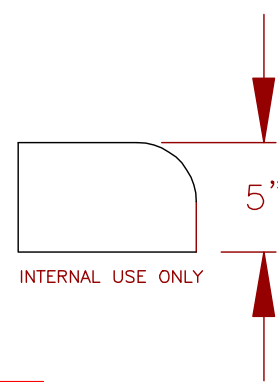
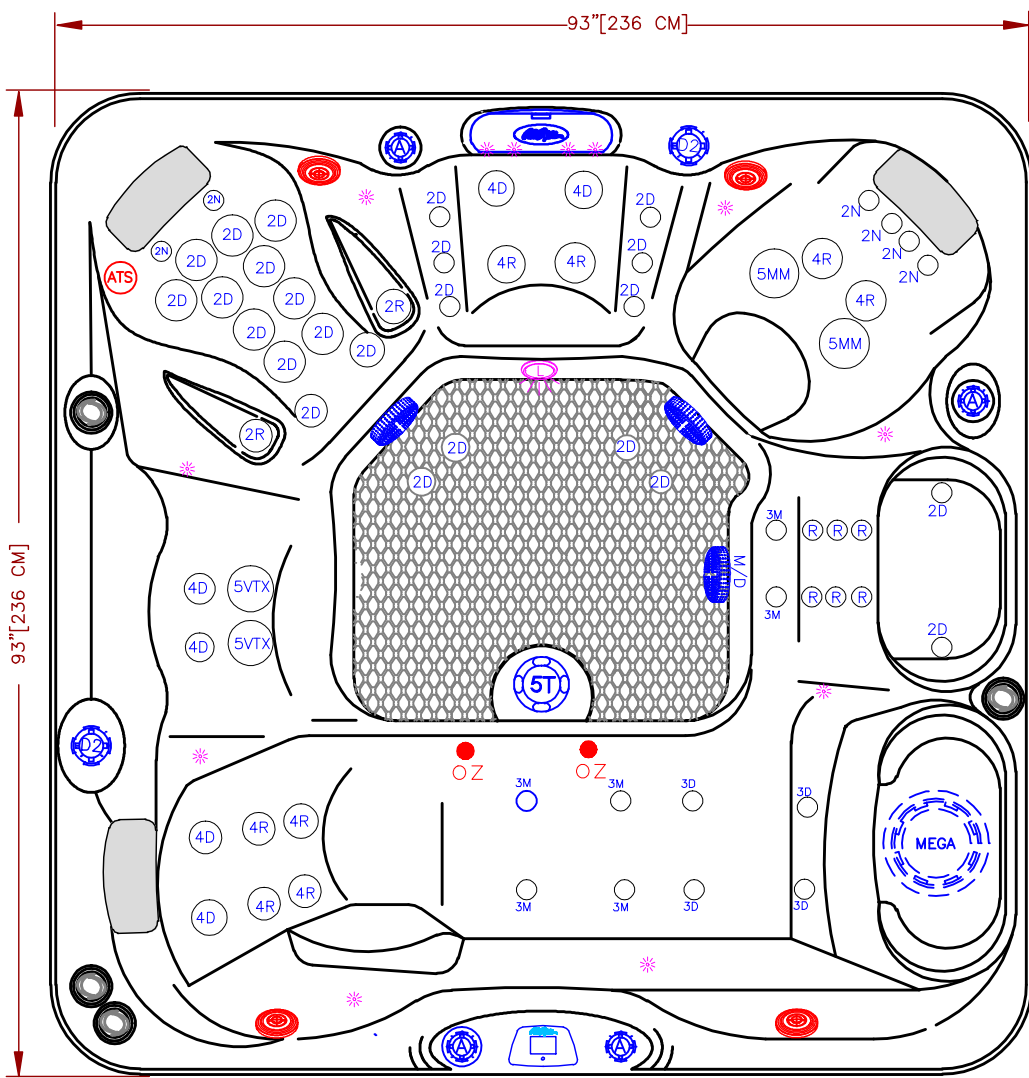


LINE	ESCAPE PLUS
MODEL	AVALON
NUM	EP-867L



2020
EP-867L

OPTIONS		
SYMB.	DESCRIPTION	OPT#
	BEAM-LITE™ 4X CABINET CORNERS LED LIGHT JET AND VALVE LED LIGHTING	OPT20-967B4 OPT20-JPV850
AAT	AQUATIC AIR THERAPY (LOUNGER)	OPT20-16
	ADJUSTABLE THERAPY SYSTEM. this option will replace 1x6.0 BHP pump	OPT20-109
	24/7 FILTRATION SYSTEM	OPT20-112C
RF	CAL CONNECT RF MODULE	OPT20-168RF
	FREEDOM SOUND, BLUETOOTH, SUBWOOFER W/4-3" SPEAKERS	OPT20-FS43
CONTROL	CAL SPA TOUCH3- FULL COLOR 5" LCD TOUCH DISPLAY	OPT20-169-T3
-	CAL PURE™ SALT SYSTEM	OPT20-113B
	HYBRID SANITIZING SYSTEM: PURE CURE™ UV+PURE SILK™ OZONE *THIS OPTION WILL REPLACE THE PURE SILK SYSTEM	OPT20-191B
	TWIN PURE SILK™ SYSTEM	OPT20-102D

QTY.	SYMB.	DESCRIPTION	PART NUMBER
6	R	Rain Jet	PLU23028-292-000
6	2N	200 Velocity Neck 100%	PLU29920-612-400
24	2D	200 Velocity Directional	PLU29920-012-400
2	2R	200 Velocity Roto	PLU29920-022-400
4	3D	300 Velocity Directional	PLU29930-112-400
6	3M	300 Velocity Massage	PLU29930-142-400
6	4D	400 Velocity Directional	PLU29940-112-400
8	4R	400 Velocity Roto	PLU29940-122-400
2	5VTX	500 Velocity VTX	PLU29950-011-400
2	5MM	500 Velocity Massage 14 Port	PLU29950-071-400
1	5T	500 Velocity Tornado/Whirlpool	PLU29950-501-400
1	CWF	Curved Cascade LED Waterfall	
1	L	Perimeter LED Lighting	
2	D2	Velocity 2" Water Diverter Valve	PLU25058-202-400
4	A	Velocity Air Control Valve	PLU25059-202-400
1	F	75 Sq. Ft. Filter Megaweir	
3	M/D	Main Drain	
3	P	Y-Pillows	
1	Control	Cal Spas Touch 2	

SCALE: N/A

SPECIFICATIONS		
DIMENSIONS (IN)	93"x93"x40.5"	
DIMENSIONS (CM)	236X236X100	
WATER CAP.	450GAL/1703L	
APP. WEIGHT	2000 LBS [908 Kg]	
TITLE		
2020 SPA LINE ESCAPE PLUS SERIES EP-867L		
DWG NO.	DWG BY J. ORNELAS	
DATE 1/31/20	REVISED	

NOTE:
DUE TO OUR CONTINUOUS IMPROVEMENT PROGRAM, ALL MODELS
AND SPECIFICATIONS ARE SUBJECT TO CHANGE WITHOUT NOTICE.