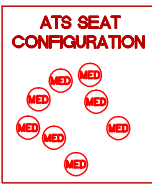
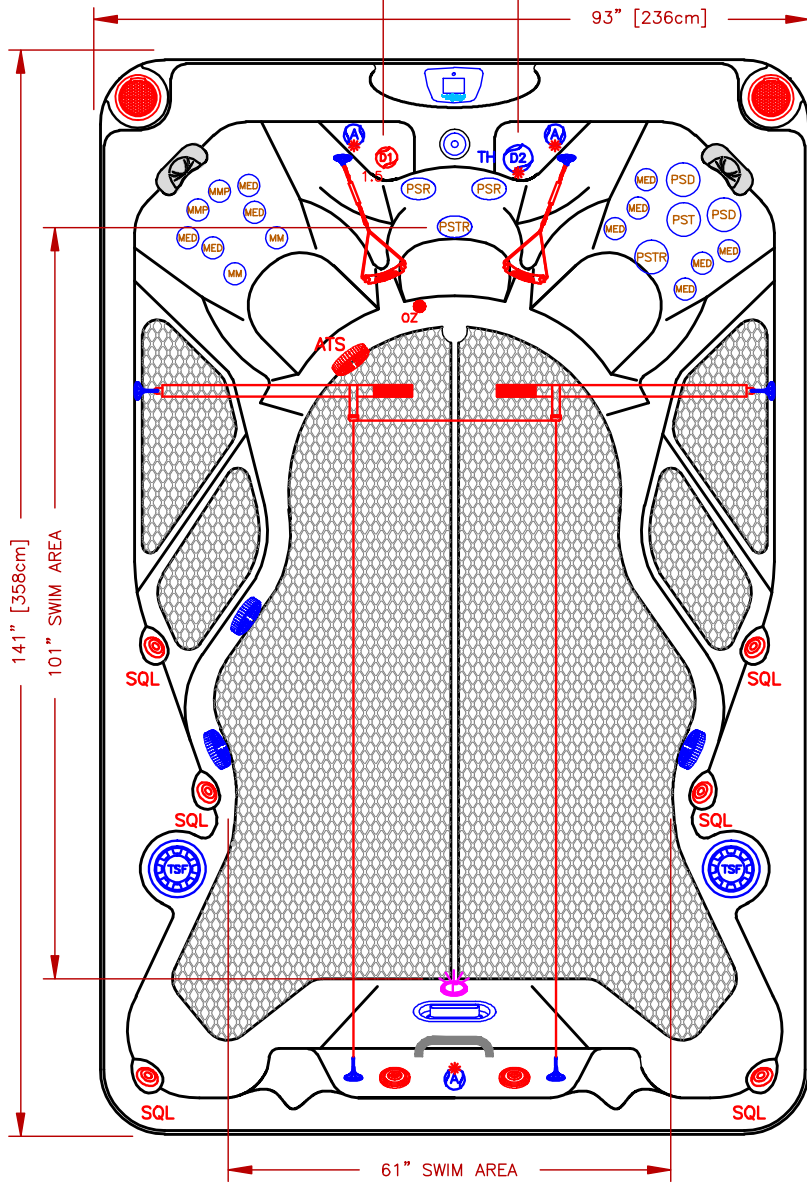
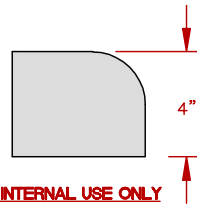


LINE	SWIM
MODEL	FITNESS
NUM	F-1222



ATS PANEL LOCATION  
MOVE ↑ VALVE IF  
APPLICABLE AS SHOWN  
WHEN ATS IS ORDERED

REMOVE 2" VALVE  
WHEN ATS IS ORDERED

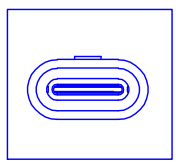


### F-1222 JETS LEGEND

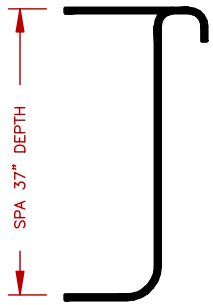
QTY	SYM	DESCRIPTION	PART NUMBER
2	MM	Mini-Storm Twin Roto Black	PLUCS2298061S
2	MMP	Mini-Multi Massage Black	PLUCS2295171S
10	MED	Micro XL Directional Black	PLUCS2295031S
2	PSD	PWR Storm Directional Black	PLUCS2295131S
2	PSR	PWR Storm Riffled Black	PLUCS2295141S
1	PST	PWR Storm Wagon Wheel Black	PLUCS2295191S
2	PSTR	PWR-Storm Twin Roto Black	PLUCS2295181S
1	RJ	River Jet	
1	D2	2" Water Diverter Valve	PLU25058-202-400
3	A	Air Control Valve	PLU25059-202-400
1	L	Multi Colored LED Light 5"	
1	-	9" Stainless Steel Handrail	
2	F	100 Sq. Ft. 2x50 Sq. Ft.	
3	M/D	Main Drain	
1	TH	Tether Anchor	
6	EA	Fitness Anchor	
2	-	I-Pillows	
1	Control	Cal Spas Touch 1	

### OPTIONS

☀	C Lite 2X Front Cabinet Corners	OPT19-965
	Jets, Cascade Pillows, Valve LED Lighting	OPT19-JPV830
ATS	Adjustable Therapy System Plus	OPT19-109
⚙	Twin Pure Silk(TM) System. Dual Ozonators with Mazzie Injectors and Mixing Chambers	OPT19-102D
⊙	LED Dual Hydro-Streamers W/Valve	OPT19-825D-6
WI-FI	Cal Spas Wi-Fi Module	OPT19-WI-FI-BW
⊙	Freedom Sound Bluetooth Subwoofer W/2-3" and 2-6" Speakers	OPT19-FS622



DETAIL A-A  
RIVER JET



### SPECIFICATIONS

DIMENSIONS (IN) 93" X 141" X 42"  
 DIMENSIONS (CM) 236 X 358 X 106  
 WATER CAP. 1500GAL / 5678L  
 APP. WEIGHT 1600LBS / 726Kg



TITLE  
 2019 SPA LINE  
 SWIM SERIES  
 F-1222

DWG BY J.ORNELAS DATE 12/11/18

REV DESCRIPTION REV No.

NOTE: DUE TO OUR CONTINUOUS IMPROVEMENT PROGRAM, ALL MODELS AND SPECIFICATIONS ARE SUBJECT TO CHANGE WITHOUT NOTICE.

SCALE: