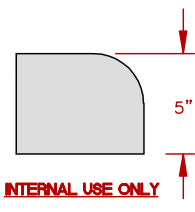
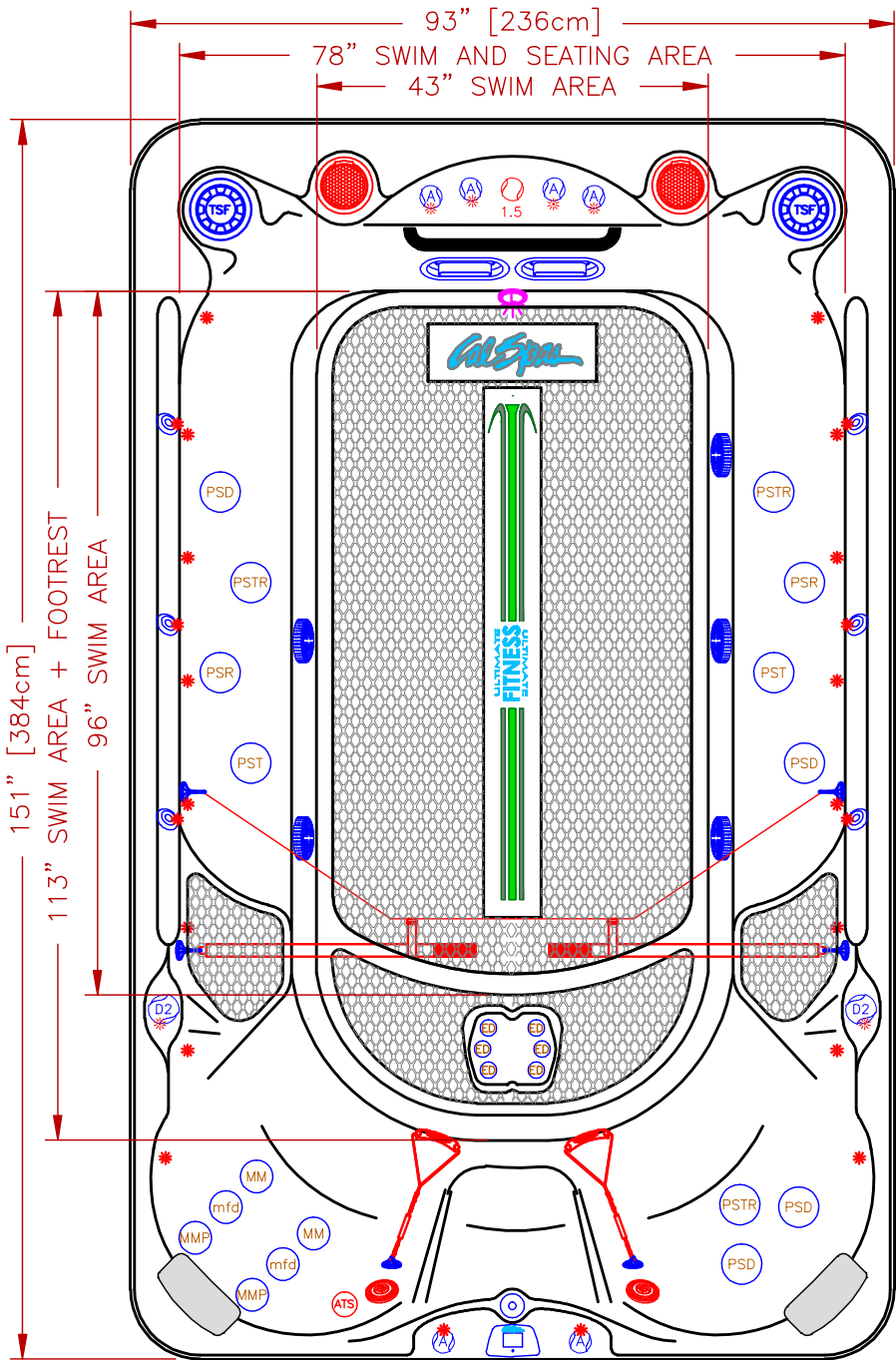


LINE	SWIM
MODEL	SWIM PRO
NUM	F-1325 PP

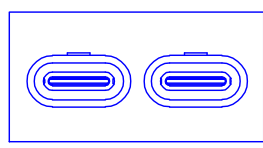
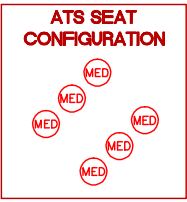


### 25 JETS LEGEND


QTY.	SYMB.	DESCRIPTION	PART#
6	ED	EURO DIRECTIONAL-BLACK	PLUCS2295051S
2	MM	MINI-STORM TWIN ROTO-BLACK	PLUCS2298061S
2	MMP	MINI MULTI-MASSAGE BLACK	PLUCS2295171S
2	mdf	MINI STORM DIRECTIONAL	PLUCS2295061S
4	PSD	POWER STORM DIRECTIONAL BLACK	PLUCS2295131S
2	PSR	POWER STORM RIFFLED-BLACK	PLUCS2295141S
2	PST	PWR STORM WAGON WHEEL-BLACK	PLUCS2295191S
3	PSTR	POWER STORM TWIN ROTO JET BLACK	PLUCS2295181S
2	(JSPH)	RIVER JETS	
2	(D2)	2" WATER DIVERTER VALVE	PLU2130046S
6	(A)	AIR CONTROL VALVE	PLU21300504
1	(L)	MULTI COLORED LED LIGHT 5"	
1	-	27" STAINLESS STEEL HANDRAIL	
6	(S)	LED DUAL HYDRO-STREAMERS PLUS™ W/VALVE	
2	(F)	100 SQ.FT. 2X50 SQ.FT. W/TELEWEIR	
5	(M/D)	MAIN DRAIN	
1	(TH)	TETHER ANCHOR	
6	(EA)	FITNESS ANCHOR	
2	-	DECAL FLOOR GRAPHIC	
2	-	Y-PILLOWS	
1	CONTROL	CAL SPAS TOUCH 2	

### OPTIONS

SYMB.	DESCRIPTION	OPT#
(Sun)	BEAM-LITE™ 4X CABINET CORNERS LED LIGHTING SWIM JETS, SPA JETS, VALVES LED LIGHTING	OPT20-967B4 OPT20-JPV830
(ATS)	ADJUSTABLE THERAPY SYSTEM	OPT20-109
(Freedom)	FREEDOM™ SOUND SYSTEM, BLUETOOTH, POWERED SUBWOOFER AND 4 SPEAKERS	OPT20-FS622
CONTROL	CAL SPA TOUCH3 FULL COLOR 5" LCD DISPLAY	OPT20-169-T3
RF	CAL CONNECT RF MODULE	OPT20-168RF
X-PACK	SPA TOUCH3, BEAM-LITE LED 4 CORNERS, CAL GRIP	VP20-XL
CAL GRIP	DECKING SAFETY STEPS	OPT20-464CG-1325
ELITE	HORIZONTAL CABINET PANELS AND BEAM CORNER	CAL PREFERRED



SWIM JET SYSTEM II



#### SPECIFICATIONS

DIMENSIONS (IN)	93" X 151" X 51"
DIMENSIONS (CM)	236 X 384 X 130
WATER CAP.	1470GAL / 5564L
APP. WEIGHT	1750LBS / 793Kg



TITLE	2020 SPA LINE SWIM SPAS F-1325 PP
-------	---

DWG BY	J.ORNELAS	DATE	2/28/20
REV DESCRIPTION		REV No.	

NOTE: DUE TO OUR CONTINUOUS IMPROVEMENT PROGRAM, ALL MODELS AND SPECIFICATIONS ARE SUBJECT TO CHANGE WITHOUT NOTICE.

SCALE: