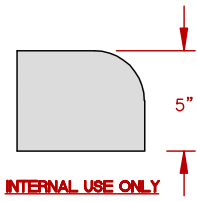
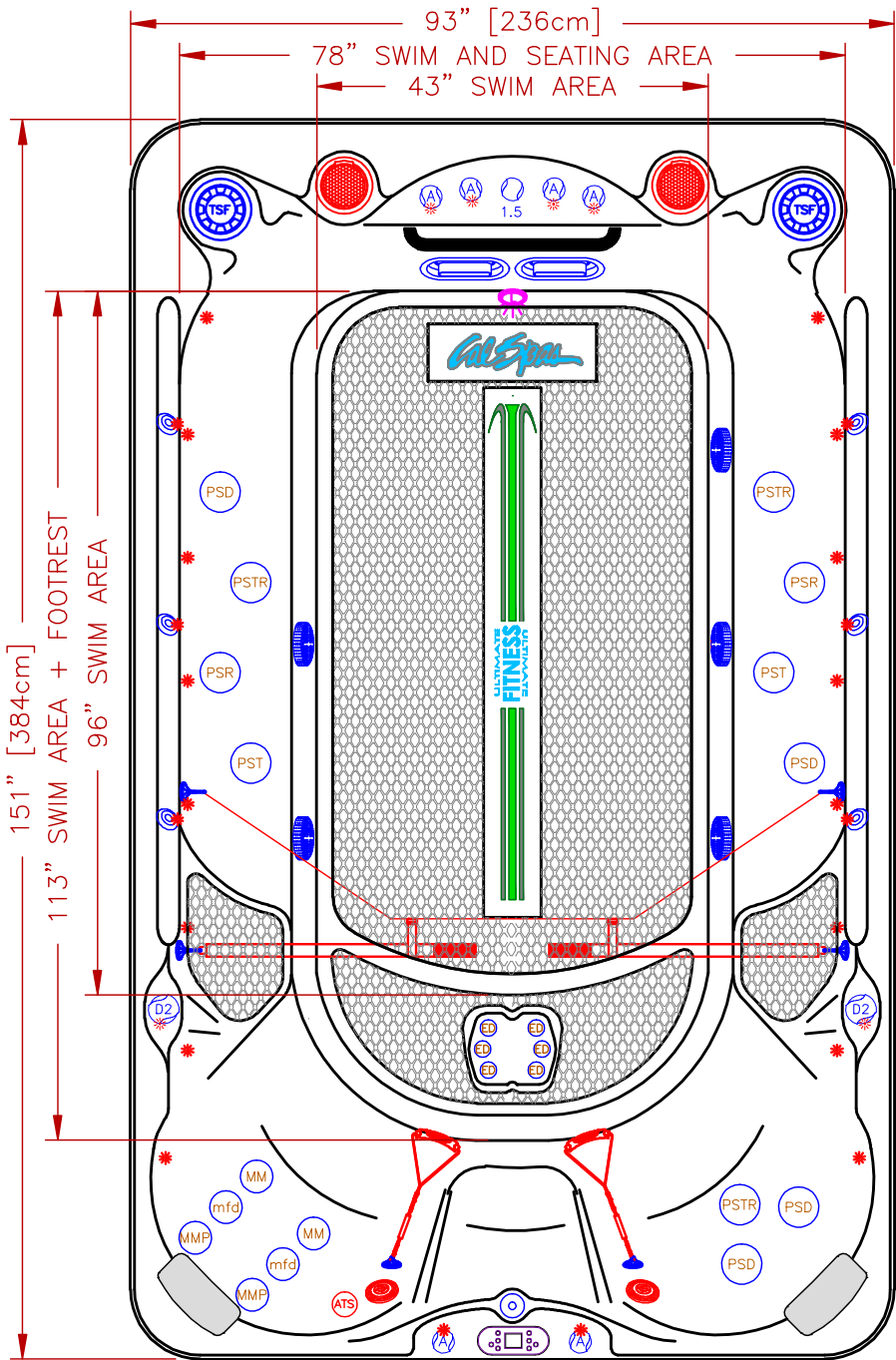


LINE	SWIM
MODEL	SWIM PRO
NUM	F-1325 PT

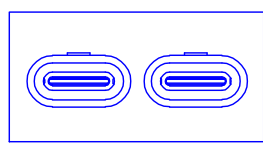
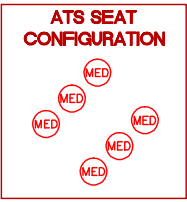


25 JETS LEGEND


QTY.	SYMB.	DESCRIPTION	PART#
6	ED	EURO DIRECTIONAL-BLACK	PLUCS2295051S
2	MM	MINI-STORM TWIN ROTO-BLACK	PLUCS2298061S
2	MMP	MINI MULTI-MASSAGE BLACK	PLUCS2295171S
2	mdf	MINI STORM DIRECTIONAL	PLUCS2295061S
4	PSD	POWER STORM DIRECTIONAL BLACK	PLUCS2295131S
2	PSR	POWER STORM RIFFLED-BLACK	PLUCS2295141S
2	PST	PWR STORM WAGON WHEEL-BLACK	PLUCS2295191S
3	PSTR	POWER STORM TWIN ROTO JET BLACK	PLUCS2295181S
2	(JSPII)	RIVER JETS	
2	(D2)	2" WATER DIVERTER VALVE	PLU21300465
6	(A)	AIR CONTROL VALVE	PLU21300504
1	(L)	MULTI COLORED LED LIGHT 5"	
1	-	27" STAINLESS STEEL HANDRAIL	
2	(F)	100 SQ.FT. 2X50 SQ.FT. W/TELEWEIR	
3	(M/D)	MAIN DRAIN	
1	(TH)	TETHER ANCHOR	
6	(EA)	FITNESS ANCHOR	
2	-	DECAL FLOOR GRAPHIC	
2	-	Y-PILLOWS	
1	CONTROL	NEO 2100 PANEL	

OPTIONS

SYMB.	DESCRIPTION	OPT#
	BEAM-LITE™ 4X CABINET CORNERS LED LIGHTING SWIM JETS, SPA JETS, VALVES LED LIGHTING	OPT20-967B4 OPT20-JPV830
	ADJUSTABLE THERAPY SYSTEM	OPT20-109
	FREEDOM™ SOUND SYSTEM, BLUETOOTH, POWERED SUBWOOFER AND 4 SPEAKERS	OPT20-FS622



SWIM JET SYSTEM II



SPECIFICATIONS	
DIMENSIONS (IN) 93" X 151" X 51"	
DIMENSIONS (CM) 236 X 384 X 130	
WATER CAP. 1600GAL / 6432L	
APP. WEIGHT 1750LBS / 793Kg	



TITLE	2020 SPA LINE SWIM SPAS F-1325 PT
-------	---

DWG BY	J. ORNELAS	DATE	12/11/19
REV DESCRIPTION		REV No.	

NOTE: DUE TO OUR CONTINUOUS IMPROVEMENT PROGRAM, ALL MODELS AND SPECIFICATIONS ARE SUBJECT TO CHANGE WITHOUT NOTICE.

SCALE: