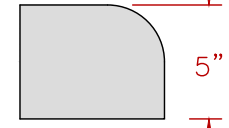
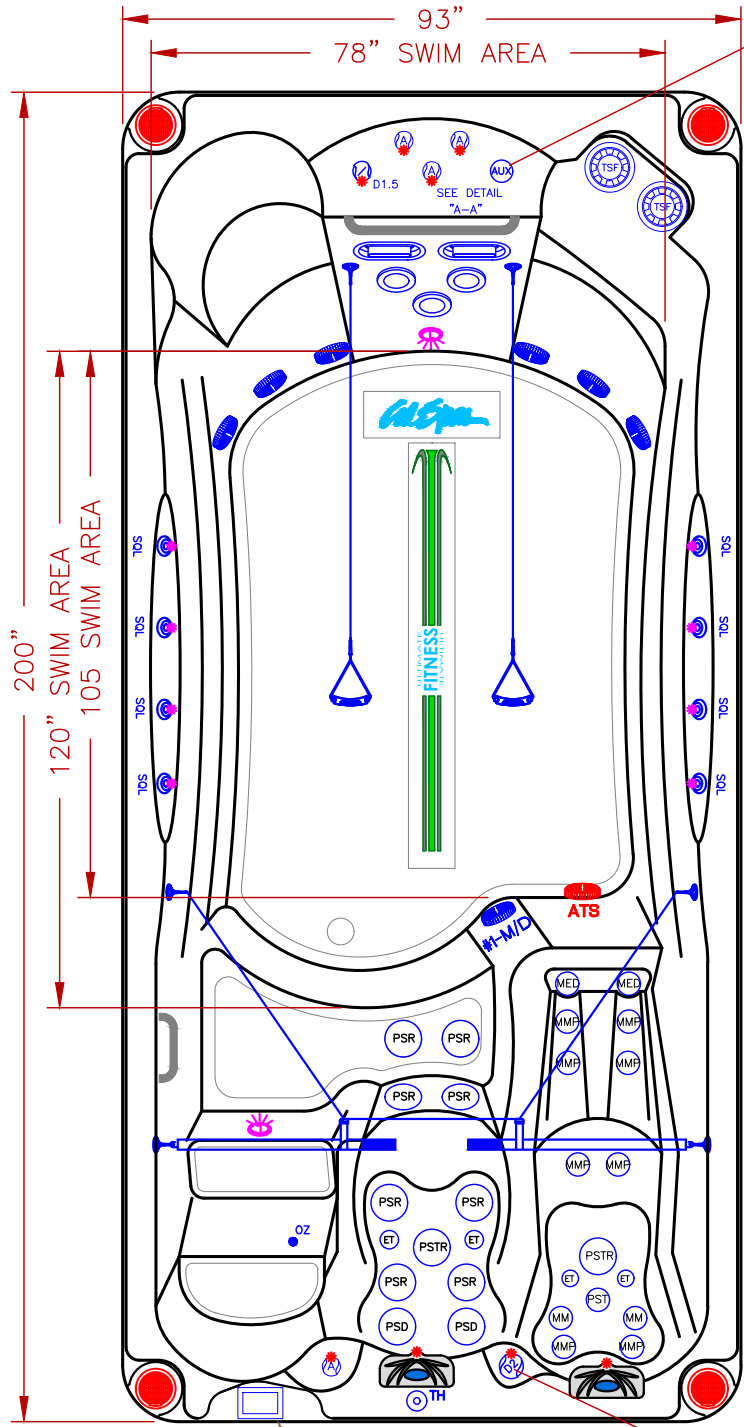


LINE	SWIM
MODEL	CHAMPION
NUM	F-1641

REMOVE AUX WHEN
OPT21-SP3 IS ORDERED



INTERNAL USE ONLY

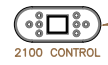


41 JETS LEGEND

QTY.	SYMB.	DESCRIPTION	PART#
4	ET	EURO TWIST BLACK	PLUCS2295161S
2	MM	MINI-STORM TWIN ROTO BLACK	PLUCS2298061S
8	MMP	MINI-MULTI-MASSAGE BLACK	PLUCS2295171S
2	MED	MICRO XL DIRECTIONAL BLACK	PLUCS2295031S
2	PSD	PWR STORM DIRECTIONAL BLACK	PLUCS2295131S
8	PSR	PWR STORM RIFFLED BLACK	PLUCS2295141S
1	PST	PWR STORM WAGON WHEEL BLACK	PLUCS2295191S
2	PSTR	PWR STORM TWIN ROTO JET BLACK	PLUCS2295181S
2		RIVER JETS	PLU210-5101SCS
3	PSS	POWER STREAM JETS BLACK	PLU210-0821S
8	SQL	DUAL HYDRO STREAMERS PLUS	
1	D2	2" WATER DIVERTER VALVE	PLU21300465
1	D1.5	1.5" DIVERTER VALVE	
1	OZ2	TWIN PURE SILK(TM) SYSTEM	
4	A	AIR CONTROL VALVE	PLU21300504
2	L	MULTI COLORED LED LIGHT 5"	
1	-	27" STAINLESS STEEL HANDRAIL	
2	F	100 SQ.FT. 2X50 SQ.FT. W/TELEWEIR	
7	M/D	MAIN DRAIN	
1	TH	TETHER ANCHOR	
6	EA	FITNESS ANCHOR	
2	-	DECAL FLOOR GRAPHIC	
2	-	C-PILLOWS	
1	RF	CAL CONNECT RF MODULE	
1	CONTROL	CAL SPAS TOUCH 4 WITH AUXILIARY	


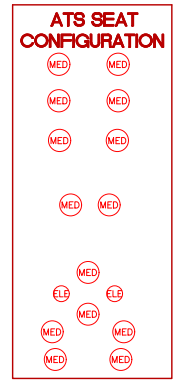
OPTIONS

SYMB.	DESCRIPTION	OPT#
ELITE	HORIZONTAL CABINET PANELS AND BEAM CORNER COLORS: GREY, MOCHA	OPT21-E981-F
-	PRO-TRAINER SYSTEM™ TRUE VARIABLE SPEED SYSTEM (2100-S SYSTEM)	OPT21-SP3
CONTROL	CAL SPA TOUCH3 FULL COLOR 5" LCD DISPLAY	OPT21-169-T3
(ATS)	EXCLUSIVE ADJUSTABLE THERAPY SYSTEM™ PLUS (ATS PLUS)	OPT21-109
CAL GRIP	DECKING FLOOR CUSHION WITH SAFETY STEPS	OPT21-464CG-1641
-	AUXILIARY 5.5kW HEATER (ADDITIONAL 240V-30 AMP CIRCUIT BREAKER REQUIRED)	OPT21-200
☀	BEAM-LITE™ 4X CABINET CORNERS LED LIGHTING (ONLY OFFERED WITH ELITE CABINETS)	OPT21-967B4
☀	LED SWIM JETS, SPA JETS, AND VALVES (LIGHTING II)	OPT21-JPV850
🔊	Freedom Sound, Bluetooth Subwoofer w/6-2" Speakers	OPT21-FS46
-	THERMO-GUARD FULL FOAM	OPT21-900-XL
-	GALVANIZED STEEL FRAME CABINET	OPT21-G970
-	PATRIAL IN GROUND APPLICATION	OPT21-1641 PI



Change to 2100 control panel when option OPT21-SP3 is ordered

ATS PANEL LOCATION REMOVE 2" VALVE WHEN ATS IS ORDERED



SPECIFICATIONS	
DIMENSIONS (IN)	93" X 200" X 51"
DIMENSIONS (CM)	236 X 508 X 130
WATER CAP.	2500 GAL [9463 L]
APP. WEIGHT	2000 LBS [907 Kg]



TITLE		2021 SPA LINE SWIM SERIES F-1641	
DWG BY	M ORTEGA	DATE	12/14/2020
REV DESCRIPTION		REV No.	A

NOTE: DUE TO OUR CONTINUOUS IMPROVEMENT PROGRAM, ALL MODELS AND SPECIFICATIONS ARE SUBJECT TO CHANGE WITHOUT NOTICE.

SCALE: NTS